

4C Horizontal Mailbox Specifications & Options

see 4C horizontal mailbox units on pages 16 - 29

- Manufactured by Salsbury Industries to USPS-STD-4C Specifications
- 4C Recessed Mounted Mailboxes are Required for New Construction and Major Renovations
- For Indoor or Outdoor Use
- Fully Integrated or Stand-Alone Parcel Lockers
- ADA Compliant Units Available 
 - see pages 19, 23 and 27 or visit: www.mailboxes.com/ADA-4C-Mailboxes




Current Pricing and Volume Discounts Available at Mailboxes.com!



4C

Note: Salsbury custom recessed mounted 4C horizontal mailboxes and parcel lockers are U.S.P.S. approved and meet the specifications of USPS-STD-4C. 4C mailboxes are required for new construction and major renovations. Salsbury custom surface mounted and free-standing units include a U.S.P.S. approved 4C horizontal mailbox, matching enclosure and master commercial locks for private access.

4C MAILBOX CONFIGURATOR



Access our 4C Configurator at:
www.mailboxes.com/Mailbox-Configurator

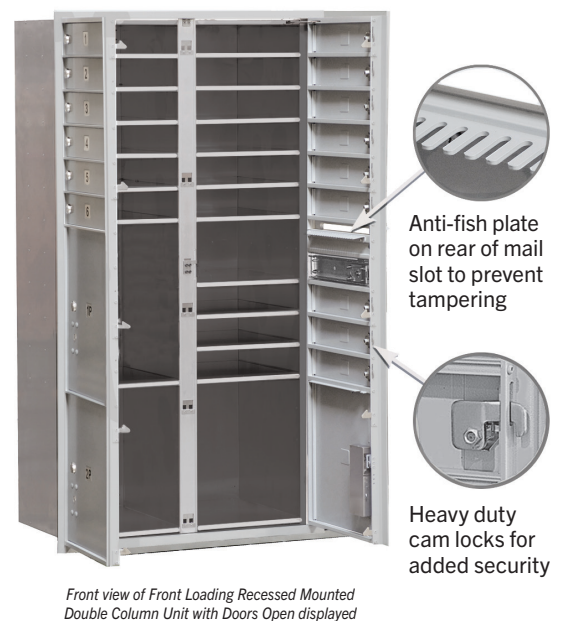
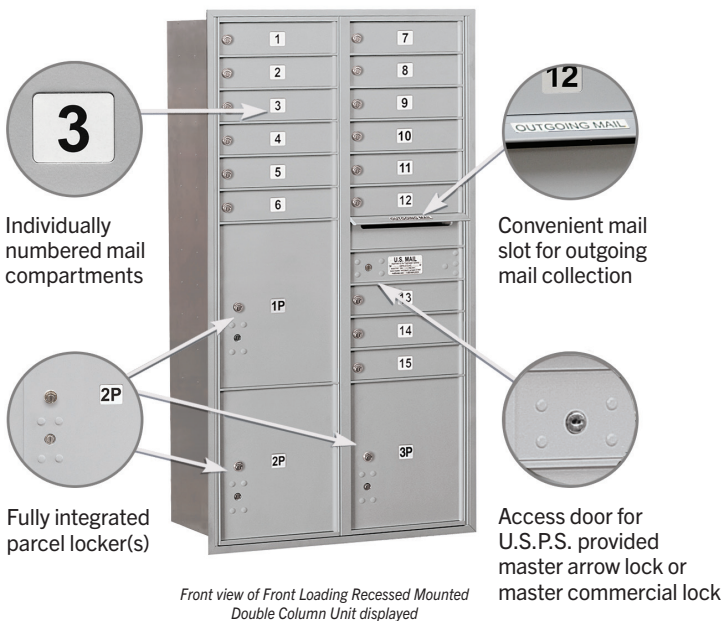
Our 4C mailbox configurator will assist in determining the ideal combination of mailboxes and parcel lockers based on your specific requirements. This robust tool also allows you to customize 4C mailbox units and add numbering sequences to drawings. In addition to clear and easy to read elevation line drawings with dimensions, our online mailbox configurator will also provide you with PDF, Word, Excel and AutoCAD drawing files to download for your project. Purchasing products and requesting a quote online is simple and convenient.

DESIGN ASSISTANCE

Our design engineers are available to architects, specification writers and individuals involved in the design of mail distribution facilities, apartment complexes and commercial buildings. Visit the informative Architect Resources section of our website at: www.mailboxes.com/Architectural-Resources to download specifications, technical drawings, AutoCAD, BIM/Revit models and Augmented Reality (AR) models. You can also submit required layout and options for a price quotation.

Custom recessed mounted 4C horizontal mailboxes in aluminum finish with optional custom engraved doors - black filled (#3774) displayed

Front loading units include one or two (2) master door(s) that swing(s) on continuous integral hinges. The outgoing mail compartment includes the access door and cannot be used for mail distribution. The rear of the unit incorporates a solid rear cover. Note: U.S.P.S. standard 4C requires a minimum of one parcel locker for every five (5) tenant compartments. Parcel lockers are not required for installation sites with less than five (5) tenant compartments.



4C HORIZONTAL MAILBOX SPECIFICATIONS & OPTIONS

FOR RECESSED MOUNTED, SURFACE MOUNTED AND FREE-STANDING MAILBOX UNITS

MAILBOX DOOR SIZES
Each aluminum door includes a heavy duty five (5) pin cylinder cam lock with a dust/rain shield and three (3) keys.

PARCEL LOCKER DOOR SIZES
Parcel lockers offer tenants a convenient way to receive packages on site and are fit with a two (2) key security system.

12-3/4" x 3-1/4"
MB1 (1 High)
#3751¹ Replacement MB1 door and lock

12-3/4" x 6-3/4"
MB2 (2 High)
#3752¹ Replacement MB2 door and lock

12-3/4" x 10-1/4"
MB3 (3 High)
#3753¹ Replacement MB3 door and lock

12-3/4" x 13-3/4"
MB4 (4 High)
#3754¹ Replacement MB4 door and lock

12-3/4" x 10-1/4"
PL3 (3 High)
#3753P¹ Replacement PL3 door and lock

12-3/4" x 13-3/4"
PL4 (4 High)
#3754P¹ Replacement PL4 door and lock

12-3/4" x 15-1/2"
PL4.5 (4.5 High)
#3754.5P¹ Replacement PL4.5 door and lock

12-3/4" x 17-1/4"
PL5 (5 High)
#3755P¹ Replacement PL5 door and lock

12-3/4" x 20-3/4"
PL6 (6 High)
#3756P¹ Replacement PL6 door and lock


¹ Specify

- aluminum
- bronze
- sandstone
- black

FINISHES
The durable and corrosion resistant 4C units feature a durable powder coated finish available in aluminum, bronze, sandstone or black. Custom finishes (#3766) are available as an option upon request – minimum order of (100) doors.

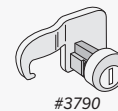
DOOR IDENTIFICATION
Each standard 4C horizontal mailbox door has a 1" high number. The outgoing mail compartment is labeled "Outgoing Mail" and the parcel locker(s) are labeled with a "1P", "2P", etc. Custom identification systems are available as an option upon request.

CUSTOM ENGRAVED PLACARDS
1-3/4" W x 1-1/2" H custom engraved self-adhesive placards are available as an option upon request. (#3767)



OUTGOING MAIL COMPARTMENTS
One compartment in each unit is labeled "Outgoing Mail" and includes a weather protection flap and a 11-3/4" W x 3/4" H mail slot.

LOCKS
Each 4C mailbox door includes a heavy duty five (5) pin cylinder cam lock with a dust/rain shield and three (3) keys (2,000 different key changes). (#3790-5 - set of (5) #3790 locks)



- Additional keys per lock when ordering (#3798)
- Key blanks - box of (50) (#3799)
- Custom lock installation - cylinders provided by owner (for installations not serviced by the U.S.P.S.) (100 door minimum) (#3793)

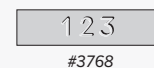
For installations NOT serviced by the U.S.P.S.

- Mail slots (#3769)
Standard slot size: 10-3/4" W x 3/4" H
Custom slot sizes are available upon request.
- Plexiglass window 1-1/8" W x 7/8" H (#3771)
- Outgoing mail slot plug kit (#3770)

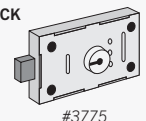


CUSTOM ENGRAVED DOORS

- Custom engraved door – regular (#3768)
- Custom engraved door – black filled (#3774)



MASTER COMMERCIAL LOCK
Factory installed if for private access - for front loading mailboxes and parcel lockers - with (2) keys (#3775)



TENANT PARCEL LOCKER LOCK
For parcel locker door - with (3) keys (#3776)



COMBINATION LOCK
Three (3) digit single dial combination lock with spring latch and automatic throw-off (for installations not serviced by the U.S.P.S.). Combination numbers can be changed by owner. (#3786)

